
This copy is for your personal, non-commercial use only.

If you wish to distribute this article to others, you can order high-quality copies for your colleagues, clients, or customers by [clicking here](#).

Permission to republish or repurpose articles or portions of articles can be obtained by following the guidelines [here](#).

The following resources related to this article are available online at www.sciencemag.org (this information is current as of August 30, 2011):

Updated information and services, including high-resolution figures, can be found in the online version of this article at:

<http://www.sciencemag.org/content/332/6035/1304.full.html>

Supporting Online Material can be found at:

<http://www.sciencemag.org/content/suppl/2011/06/09/332.6035.1304.DC1.html>

This article **cites 40 articles**, 8 of which can be accessed free:

<http://www.sciencemag.org/content/332/6035/1304.full.html#ref-list-1>

This article appears in the following **subject collections**:

Geochemistry, Geophysics

http://www.sciencemag.org/cgi/collection/geochem_phys

Origin and Evolution of Prebiotic Organic Matter As Inferred from the Tagish Lake Meteorite

Christopher D. K. Herd,^{1*} Alexandra Blinova,¹ Danielle N. Simkus,¹ Yongsong Huang,² Rafael Tarozo,² Conel M. O'D. Alexander,³ Frank Gyngard,³ Larry R. Nittler,³ George D. Cody,⁴ Marilyn L. Fogel,⁴ Yoko Kebukawa,⁴ A. L. David Kilcoyne,⁵ Robert W. Hilts,⁶ Greg F. Slater,⁷ Daniel P. Glavin,⁸ Jason P. Dworkin,⁸ Michael P. Callahan,⁸ Jamie E. Elsila,⁸ Bradley T. De Gregorio,^{9,10} Rhonda M. Stroud¹⁰

The complex suite of organic materials in carbonaceous chondrite meteorites probably originally formed in the interstellar medium and/or the solar protoplanetary disk, but was subsequently modified in the meteorites' asteroidal parent bodies. The mechanisms of formation and modification are still very poorly understood. We carried out a systematic study of variations in the mineralogy, petrology, and soluble and insoluble organic matter in distinct fragments of the Tagish Lake meteorite. The variations correlate with indicators of parent body aqueous alteration. At least some molecules of prebiotic importance formed during the alteration.

Carbonaceous chondrite meteorites are samples of kilometer-sized primitive asteroids that preserve to varying degrees the initial solid components of the solar protoplanetary disk [or nebula (*1*)]. As such, these meteorites are samples of the material that took part in planet formation nearly 4.6 billion years ago. The chondrites also preserve a record of the processes that occurred in their asteroidal parent bodies, such as thermal metamorphism, aqueous alteration, and impact brecciation (*1*). Organic matter composes up to several weight percent of carbonaceous chondrites and includes macromolecular material and a variety of simpler molecules (*2*) that are generally referred to as insoluble organic matter (IOM) and soluble organic matter (SOM), respectively, because of their relative solubilities in typical solvents (*3, 4*). Organic matter in carbonaceous chondrites shares characteristics with material from other primitive extraterrestrial samples, including interplanetary dust particles (IDPs), samples of comet 81P/Wild 2 (*5, 6*), and some Antarctic micrometeorites (*7*). The common features of IOM from carbonaceous chondrites and comets suggest that there was a common source of such organic matter—the outer solar nebula and/or the interstellar medium—and that the

diversity of organic matter in meteorites is the result of variable degrees of parent body modification (*8*).

Earth's carbon was provided by the accretion of early solar system solids. The accretion of meteorites and other asteroidal and cometary material by the early Earth may have been a source of intact organic matter that was necessary for the advent of life (*9*). Carbonaceous chondrite SOM includes molecules of prebiotic interest such as amino acids, nucleobases, monocarboxylic acids (MCAs), sugars, and polycyclic aromatic hydrocarbons (*3*). Some of these compounds may be the result of hydrothermal alteration of IOM in the meteorite parent bodies (*10–12*), but which compounds formed in this manner is an open question.

Here we report on IOM and SOM in several individual stones of the Tagish Lake meteorite shower (*13*) that have experienced different levels of hydrothermal alteration (*14*). The meteorite is an ungrouped type 2 carbonaceous chondrite (it has affinities to both CI and CM meteorites) consisting of chondrules set in a fine-grained matrix that is dominated by serpentine and saponite clay minerals (*15*), and it has been linked to the primitive D-type asteroids (*16*). Lithological variability on the scale of individual stones may be attributable to different conditions of alteration and/or impact brecciation (*15*). The Tagish Lake meteorite contains a high concentration of or-

ganic matter, nearly 3 weight percent (wt %) (*17*). An unusual distribution of soluble organic compounds that are dominated by carboxylic and sulfonic acids, with only trace (part-per-billion) levels of amino acids, has previously been reported for the Tagish Lake meteorite, suggesting a distinct pathway of organic synthesis as compared to CI and CM meteorites (*18, 19*). Sub-micrometer-scale carbonaceous globules that are often substantially enriched in ¹⁵N and D and are thought to have formed in the interstellar medium or the cold outer solar nebula were previously identified in the Tagish Lake meteorite (*5, 20*), demonstrating the preservation of such material in spite of parent body alteration.

Terrestrial contamination and modification, both abiotic and biotic, are perennial concerns in the study of meteorite organics. The first Tagish Lake meteorite specimens fell on a frozen lake, were collected without hand contact within a few days of the fall, and have been kept frozen ever since (*21*), providing an opportunity for the study of organic matter in a pristine meteorite sample. Much of what is known about the Tagish Lake meteorite derives from studies of this pristine material (*18, 22*). However, only a handful of the 48 pristine stones have been examined in detail (*21*). We selected four specimens from among these stones on the basis of their macroscopic properties, in order to carry out a systematic study of the variations in organic matter in this meteorite and to test whether variations in IOM or SOM correlate with petrologic differences. We processed subsamples of each of the four specimens (5b, mass 4.3 g; 11h, 6.2 g; 11i, 4.7 g; and 11v, 5.6 g) in parallel, providing extracts for the analysis of SOM and IOM separates, material for x-ray diffraction, and polished mounts for microbeam analyses (*13*).

All four specimens are composed of olivine- and pyroxene-bearing chondrules and chondrule-like objects, compact lithic fragments, and isolated olivine or pyroxene grains, set in a fine-grained porous matrix dominated by clays, sulphides, magnetite, and carbonates. Based on the relative proportions of porous matrix and framboidal magnetite (*15*), and the increasing replacement of chondrule glass by phyllosilicates (*23*), the degree to which the specimens have undergone aqueous alteration is in the order 5b < 11h << 11i. Specimen 11v, which consists of disaggregated material collected from the lake ice surface, is heterogeneous on the microscale, comprising clasts whose petrologic

¹Department of Earth and Atmospheric Sciences, University of Alberta, Edmonton, Alberta T6G 2E3, Canada. ²Department of Geological Sciences, Brown University, 324 Brook Street, Providence, RI 02912, USA. ³Department of Terrestrial Magnetism, 5241 Broad Branch Road, Carnegie Institution of Washington (CIW), Washington, DC 20015, USA. ⁴Geophysical Laboratory, 5251 Broad Branch Road, CIW, Washington, DC 20015, USA. ⁵Advanced Light Source, Lawrence Berkeley Laboratory, Berkeley, CA 94720, USA. ⁶Department of Physical Sciences, Grant MacEwan University, Edmonton, Alberta T5J 4S2, Canada. ⁷School of Geography and Earth Sciences, McMaster University, Hamilton, Ontario L8S 4K1, Canada. ⁸NASA Goddard Space Flight Center, Greenbelt, MD 20771, USA. ⁹Engineering and Science Contract Group, NASA Johnson Space Center, Houston, TX 77058, USA. ¹⁰Naval Research Laboratory, 4555 Overlook Avenue SW, Washington, DC 20375, USA.

*To whom correspondence should be addressed. E-mail: herd@ualberta.ca

Table 1. Summary of results of IOM analysis of Tagish Lake specimens. See (*41*). Previous data are from (*8*).

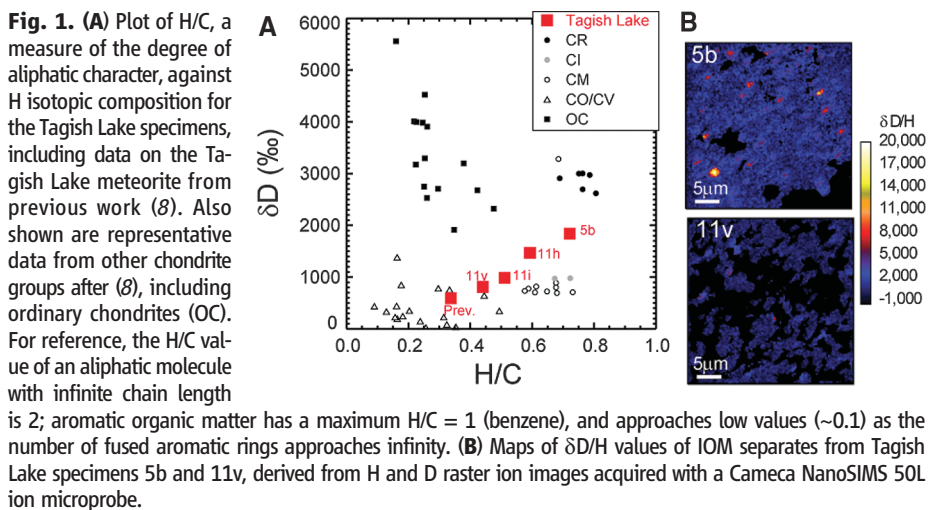
Sample	Previous	11v	11i	11h	5b
C (wt %)	~2	1.77(9)	1.82(4)	1.86	1.6(3)
H/C (at.)	0.337	0.44(1)	0.51(2)	0.594	0.72(4)
N/C (at.)	0.043(2)	0.041(1)	0.042(2)	0.042	0.042(2)
δ ¹³ C (‰)	−14.2(1)	−13.3	−13.3(1)	−14.3	−14.7(2)
δ ¹⁵ N (‰)	73(2)	58(2)	53(1)	57	57(4)
δD (‰)	596(4)	815(25)	992(15)	1470	1844(10)

characteristics cover the range seen in the other three specimens. The macroscopic differences among the specimens are attributable to the proportions of the various components, as well as matrix grain size. For example, 11i, which is very dark and tends to shed a residue of black dust, has a lower proportion of chondrules and a smaller average matrix grain size ($<5\ \mu\text{m}$).

Isotopic and chemical analyses of bulk IOM separates from each of the four specimens (Table 1 and Fig. 1A) show that the largest variations are in the H/C ratios and H isotopic compositions (δD); variations in N isotopic compositions and in C in IOM as a proportion of the rock are negligible. C isotopic compositions show a small but substantial increase in the order $5\text{b} > 11\text{h} > 11\text{i} \sim 11\text{v}$ (Table 1). The variations in H/C and δD observed in IOM in these specimens span almost the entire range found among the different carbonaceous chondrite groups (Fig. 1A). This lends credence to the suggestion that the variation in IOM elemental and isotopic compositions found in chondrites is the result of parent body modification of a common precursor (8). Furthermore, there is a linear correlation between H/C ratios and δD values (Fig. 1). Solid-state ^{13}C and ^1H nuclear magnetic resonance spectroscopy and carbon x-ray absorption near-edge spectroscopy [C-XANES (24)] (13) indicate that the decrease in the H/C ratio is accompanied by an increase in the proportion of aromatic C in the IOM as well as a considerable increase in aromatic substitution, probably aromatic condensation (13). The change in H/C was not accompanied by a substantial loss of C (Table 1), which may indicate that the aliphatic component in the Tagish Lake meteorite was converted into aromatic C, while undergoing H isotopic exchange with the altering fluid and/or preferential D loss. This apparently facile transformation is unexpected. It is most likely caused by hydrothermal alteration, as is observed in experiments involving hydrous pyrolysis or reaction with water at elevated temperature and pressure (11, 25), and differs from the scenario in which aliphatic C is selectively removed through reaction with an oxidant (26).

High-spatial-resolution secondary ion mass spectroscopic (SIMS) measurements reveal that the isotopic differences observed in bulk IOM residues extend to submicrometer scales. IOM from sample 5b shows not only a higher average D/H ratio but also a much higher proportion of very D-rich submicrometer-sized isotopic hot spots (Fig. 1B) with more extreme D/H ratios than those from 11v [maximum $\delta\text{D} \sim 20,000$ per mil (‰) in 5b versus ~ 7000 ‰ in 11v]. These observations suggest that parent body alteration has substantially removed D, decreasing the D/H ratio on all spatial scales and reducing the number of hot spots. Similar variations in D enrichments and abundances between chondrites have been observed before, but never in a single chondrite. In contrast, the N isotopic distributions are similar except that 5b contains about twice the number density of ^{15}N hot spots (with $\delta^{15}\text{N}$ in both residues up to ~ 800 ‰). This difference in behavior of H and N isotopes supports observations in previous studies that D and ^{15}N enrichments in IOM tend to be decoupled (5). Isotopic hot spots are, in many cases, associated with carbonaceous nanoglobules (5, 20). Transmission electron microscope (TEM) examinations indicate that IOM from sample 5b has a significantly higher fraction (7.5%) of nanoglobules than does IOM from 11v (0.9%) (13). C-XANES (24) indicates the presence of two chemical classes of nanoglobules, one with a C functional group distribution similar to that in nonglobular IOM and one dominated by aromatic functionality (13). Aromatic-type nanoglobule spectra are seen in a higher fraction of nanoglobules from 11v as compared to 5b [50% versus 20% (13)]. Taken together, the SIMS, TEM, and XANES results suggest that ^{15}N -rich nanoglobules have been preferentially destroyed in specimen 11v by hydrothermal alteration. Moreover, the higher fraction of highly aromatic nanoglobules in the more altered sample supports the conclusion from the bulk data that the alteration largely affects the aliphatic component of the IOM.

Based on IOM results, the degree of alteration reflected by the Tagish Lake specimens is $5\text{b} <$



$11\text{h} < 11\text{i} < 11\text{v}$, which is consistent with the order inferred petrologically. Within this context, we examined the results of the SOM analysis to determine whether the hydrothermal alteration has resulted in the formation, modification, or destruction of soluble organic molecules and to elucidate the relationship between IOM and SOM during the alteration.

MCAs dominate the water extracts of the Tagish Lake meteorite. MCAs, such as formic and acetic acids, play essential roles in biochemistry (11, 27, 28); higher homologs are the fatty acids that self-assemble into membrane-bound vesicles in meteorite extracts and are the possible precursors of cell membranes (29). We identified 11 MCAs in all specimens, including most of the members of the homologous series of linear, saturated MCAs from C_1 to C_{10} . One or two branched isomers were detected in all specimens with the exception of 5b, in which 17 branched isomers were detected, in addition to the 11 linear MCAs. Numerous alkyl-substituted phenols were also found exclusively in 5b. Although, as in previous studies, $\delta^{13}\text{C}$ values are generally consistent with terrestrial values, these MCA hydrogen isotopic compositions are D-enriched, consistent with an extraterrestrial origin (2): As measured in 5b, δD (acetic), 247‰; δD (formic/propanoic), 708‰; δD (butanoic), 562‰; δD (isopentanoic), 697‰ (13). The observed concentrations of these low-molecular-weight MCAs are unusually high relative to those seen in other studies of carbonaceous chondrites [including Tagish Lake (18)], ranging from 42 to 250 parts per million (ppm) for formic and acetic acid (13). We attribute these large concentrations to the preservation of the meteorite below 0°C since its recovery, which has minimized the loss of volatile organics, such as formic acid, as well as the specifics of the analytical methods (13). In nearly all specimens, the concentrations of the straight-chain MCAs decrease in a logarithmic manner as the C number increases, with the exception of 5b, in which the acetic acid concentration exceeds that of formic acid. The $\delta^{13}\text{C}$ values of MCAs differ among the specimens (Fig. 2). All specimens have common $\delta^{13}\text{C} \sim -20$ ‰ for formic acid, and higher homologs approach a constant value of ~ -5 ‰ (average nonanoic acid = -26 ± 2 ‰) with increasing C number. The largest differences are observed in acetic acid, which ranges from $+8$ ‰ (11h) to -36 ‰ (5b). Of particular note is specimen 11h, which shows a decrease in $\delta^{13}\text{C}$ with increasing C number (Fig. 2).

The differences in MCAs among the Tagish Lake specimens may be explained by differing degrees of parent body modification. With the exception of formic acid, specimens 5b and 11h contain the highest concentrations of MCAs, 2 to 10 times greater than concentrations in 11i and 11v (13), attributable to loss or destruction of these water-soluble compounds during progressive parent body alteration. The high proportion of branched isomers in specimen 5b suggests that it preserves a more primary suite of compounds

(2). The MCA pattern for 11h shows a trend of decreasing $\delta^{13}\text{C}$ with increasing C number, comparable to results for Murchison (30). Whereas this trend has been attributed to the preservation of the signature of kinetically controlled C addition in MCA synthesis, which takes place in cold, interstellar, or nebular environments (31), our results, which suggest that specimen 11h is more altered than 5b, imply that such a pattern may be a secondary signature. One possible explanation for the pattern in this case is the preferential exchange of MCA carboxyl C with inorganic C during hydrothermal processing, analogous to the process that occurs in oil-prone source rocks on Earth (32). In the Tagish Lake meteorite, the presence of carbonate $\delta^{13}\text{C} \sim 67\%$ (17) may provide a source of isotopically enriched carbonate for such exchange. Notably, formic acid concentration and C isotopic composition remain relatively constant among the specimens (13), which suggests that they are relatively unaffected by aqueous alteration (10) and may be inherited from preaccretionary material.

Amino acid concentrations and enantiomeric excesses in the Tagish Lake specimens provide further evidence of the influence of parent body aqueous alteration on SOM. We determined the distribution and enantiomeric abundances of the one- to six-C aliphatic amino acids found in extracts of specimens, 5b, 11h, and 11i by ultra-performance liquid chromatography fluorescence detection and time-of-flight mass spectrometry (33). We measured stable C isotope analyses of the most abundant amino acids in 11h with gas chromatography coupled with quadrupole mass spectrometry and isotope ratio mass spectrometry. The total abundances of amino acids decrease in the order 11h (5.6 ppm) > 5b (0.9 ppm) > 11i (0.04 ppm). The abundances of many amino acids in 11i were below the analytical detection limit (<1 part per billion), which is consistent with a much higher degree of alteration experienced by 11i as compared to 11h and 5b. The abundance of the nonprotein amino acid α -aminoisobutyric acid in specimen 11h was 0.2 ppm, approximately 200 times higher than previously measured in two different Tagish Lake meteorite samples (18, 19). Glycine is the most abundant amino acid in 11h and has a C isotope value of $\delta^{13}\text{C} = +19\%$, which falls well outside the range for terrestrial organic C of -6 to -40% (34) and is consistent with an extraterrestrial origin.

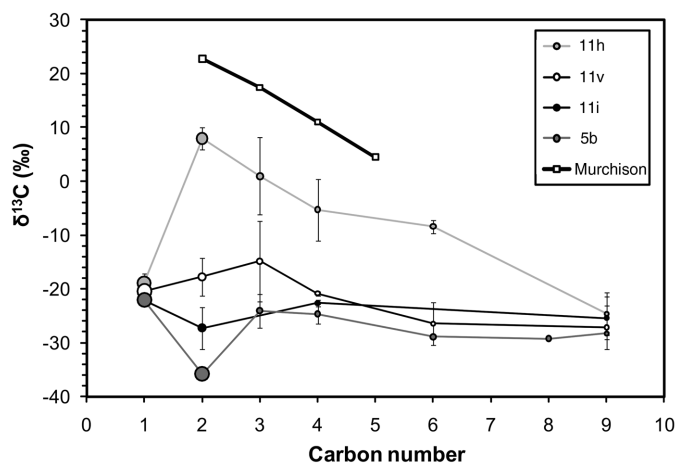
The enantiomeric ratios of alanine, β -amino-*n*-butyric acid, and isovaline in 11h were racemic within uncertainties ($D/L = 1$), providing additional evidence of an extraterrestrial origin for these amino acids. In contrast to specimen 11h, nonracemic isovaline was detected in 5b, with an L-enantiomeric excess of $\sim 7\%$, and no isovaline was identified in 11i above the detection limit. Although the mechanism of enrichment remains unclear, it has been previously shown that L-isovaline enantiomeric excesses (ee's) and the ratio of β -alanine to glycine both increase relative to the degree of aqueous alteration for many

carbonaceous chondrite groups (33, 35). Although the data for specimen 11i relative to 11h or 5b fit this trend (Fig. 3), in detail the sequence of alteration for 5b and 11h based on these criteria suggests that 5b is more altered than 11h, in contrast to the result from petrography and IOM. This result suggests that other factors may influence ee's and the β -alanine/glycine ratio that are apparent in the Tagish Lake meteorite. The higher ratio of β -alanine to glycine in 5b (~ 0.6) as compared to 11h (~ 0.2) may be due to enhanced production of glycine during aqueous alteration of 11h via reactions involving hydroxy acids known to be present in SOM (36, 37). A study of L-isovaline ee's in Murchison specimens showed a range of ee values from 0 to 15%, roughly correlative with the abundance of hydrated

minerals in the samples, indicating the role of multiple, complex, parent body synthetic processes in amino acid formation (38). The amino acids in Tagish Lake 11h, including ee's and overall abundance, may therefore be interpreted as reflecting a secondary pulse of amino acid formation resulting from hydrothermal alteration on the Tagish Lake parent body, which overprinted any original ee's with a racemic mixture.

Substantial heterogeneity is preserved within the Tagish Lake meteorite, especially in terms of organic matter. The correlation between differences in organic matter properties and indicators of hydrothermal alteration indicates that the processes were active after accretion onto the parent body. In this scenario, chondritic components, including D- and ^{15}N -rich IOM that is best pre-

Fig. 2. C isotopic composition of monocarboxylic acids in the Tagish Lake meteorite. Uncertainties represent the standard deviation of three injections for each sample. For measurements with low amplitude (such as those of nonanoic or decanoic acid) we used a value of 4‰, which is based on the accuracy achieved for standards run with low concentrations. Also shown are the results from (31) for Murchison monocarboxylic acids. Symbol size reflects relative concentration (13).



Symbol size reflects relative concentration (13).

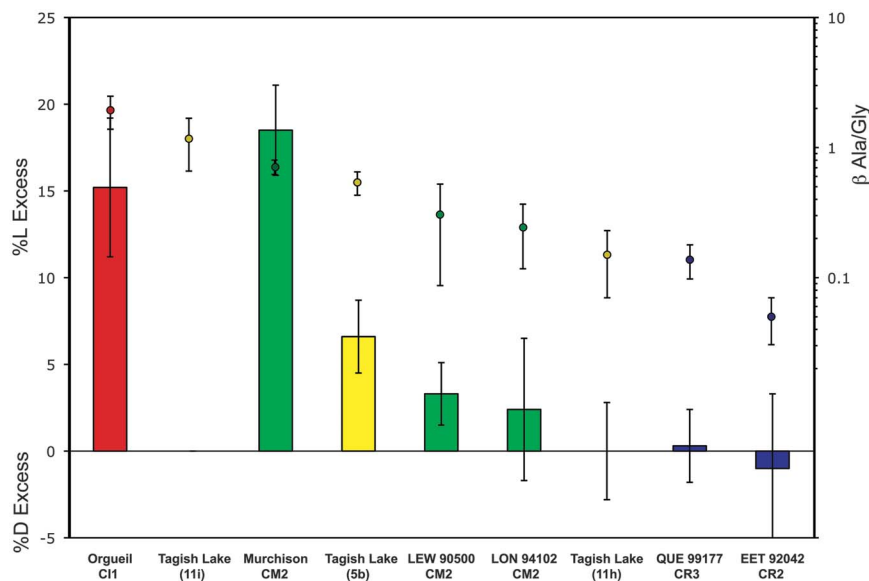


Fig. 3. L-isovaline ee's (bars) and β -alanine/glycine ratios (circles) in Tagish Lake meteorite specimens 11h, 5b, and 11i (shown in yellow), compared with results from CI (red), CM (green), and CR (blue) chondrites of differing degrees of aqueous alteration [data from (33)]. The percentage of L excess is defined as $L_{ee} = L\% - D\%$, with a negative value corresponding to a D excess. LEW, Lewis Cliff; LON, Lonewolf Nunataks; QUE, Queen Alexandra Range; EET, Elephant Moraine.

served in 5b, were accreted, along with (presumably) amino acid precursors. The α -amino acids were probably produced during alteration on the Tagish Lake parent body, presumably by Strecker synthesis (37, 39), although other formation mechanisms for both α and other amino acids before their incorporation in the parent body have been suggested (40). Modest alteration may have produced light acetic acid and an initial complement of MCAs from IOM, by analogy with experiments (11), as well as a slight ee in isovaline, to provide the SOM characteristics observed in 5b. These components were then modified on the parent body through further hydrothermal alteration, resulting in reduction of aliphatic character and D/H in IOM, exchange of isotopically heavy C with MCA carboxyl C, production of glycine, and a fresh influx of racemic amino acids, as represented by organic matter in 11h. By analogy with MCAs, the exchange of isotopically heavy C with amino acid carboxyl C may explain the positive $\delta^{13}\text{C}$ values of amino acids in 11h (such as glycine). The increase in IOM $\delta^{13}\text{C}$ with the degree of alteration (Table 1) is consistent with the loss of isotopically lighter C, associated with aliphatics, such as MCAs in 11i and 11v. Further hydrothermal alteration resulted in further modification of IOM and decreases in overall concentration of MCAs in 11i and 11v and a nearly complete loss of amino acids in 11i. The conditions of hydrothermal alteration inferred by analogy with experiments, especially temperature ($\sim 300^\circ\text{C}$) (10, 11, 25), are at odds with the mineralogy and preservation of volatile organic compounds, which provide an upper limit of $\sim 150^\circ\text{C}$ (23). The Tagish Lake specimens may therefore have experienced alteration at lower temperatures than those in the experiments, with the more extensively altered samples having been subjected to longer periods of alteration, higher temperatures, and/or higher water/rock ratios (11).

13. Information on materials and methods is available as supporting material on Science Online.
14. Hydrothermal alteration occurred early in the history of the carbonaceous chondrite parent bodies owing to accumulation of the heat of radioactive decay, so that liquid water was transiently present and percolated through the mineral matrix. The evidence for this process is preserved in mineral alterations. Furthermore, in the interior of the parent body, the temperature and pressure can rise high enough to produce hydrolysis of organic material.
15. M. E. Zolensky et al., *Meteorit. Planet. Sci.* **37**, 737 (2002).
16. T. Hiroi, M. E. Zolensky, C. M. Pieters, *Science* **293**, 2234 (2001).
17. M. M. Grady, A. B. Verchovsky, I. A. Franchi, I. P. Wright, C. T. Pillinger, *Meteorit. Planet. Sci.* **37**, 713 (2002).
18. S. Pizzarello et al., *Science* **293**, 2236 (2001).
19. G. Kminek, O. Botta, D. P. Glavin, J. L. Bada, *Meteorit. Planet. Sci.* **37**, 697 (2002).
20. K. Nakamura-Messenger, S. Messenger, L. P. Keller, S. J. Clemett, M. E. Zolensky, *Science* **314**, 1439 (2006).
21. R. K. Herd, C. D. K. Herd, *Lunar Planet. Sci.* XXXVIII, abstr. 2347 (2007).
22. P. G. Brown et al., *Science* **290**, 320 (2000).
23. A. J. Brearley, in *Treatise on Geochemistry*, H. D. Holland, K. K. Turekian, Eds. (Elsevier Pergamon, Oxford, 2003), vol. 1, pp. 247–268.
24. A. L. D. Kilcoyne et al., *J. Synchrotron Radiat.* **10**, 125 (2003).
25. H. Yabuta, L. B. Williams, G. D. Cody, C. M. O. Alexander, S. Pizzarello, *Meteorit. Planet. Sci.* **42**, 37 (2007).
26. G. D. Cody, C. M. O. D. Alexander, *Geochim. Cosmochim. Acta* **69**, 1085 (2005).
27. M. C. Anguera et al., *J. Biol. Chem.* **281**, 18335 (2006).
28. G. K. Smith, W. T. Mueller, L. J. Sliker, C. W. DeBrosse, S. J. Benkovic, *Biochemistry* **21**, 2870 (1982).
29. D. Deamer, J. P. Dworkin, S. A. Sandford, M. P. Bernstein, L. J. Allamandola, *Astrobiology* **2**, 371 (2002).
30. Y. S. Huang et al., *Geochim. Cosmochim. Acta* **69**, 1073 (2005).
31. G. Yuen, N. Blair, D. J. Des Marais, S. Chang, *Nature* **307**, 252 (1984).
32. R. F. Dias, K. H. Freeman, M. D. Lewan, S. G. Franks, *Geochim. Cosmochim. Acta* **66**, 2755 (2002).
33. D. P. Glavin, J. P. Dworkin, *Proc. Natl. Acad. Sci. U.S.A.* **106**, 5487 (2009).
34. R. Bowen, in *Isotopes in the Earth Sciences*, R. Bowen, Ed. (Kluwer, New York, 1988), pp. 452–469.
35. D. P. Glavin, M. P. Callahan, J. P. Dworkin, J. E. Elsila, *Meteorit. Planet. Sci.* **45**, 1948 (2010).
36. J. R. Cronin, S. Pizzarello, S. Epstein, R. V. Krishnamurthy, *Geochim. Cosmochim. Acta* **57**, 4745 (1993).
37. E. T. Peltzer, J. L. Bada, G. Schlesinger, S. L. Miller, *Adv. Space Sci.* **4**, 69 (1984).
38. S. Pizzarello, M. Zolensky, K. A. Turk, *Geochim. Cosmochim. Acta* **67**, 1589 (2003).
39. E. T. Peltzer, J. L. Bada, *Nature* **272**, 443 (1978).
40. J. E. Elsila, J. P. Dworkin, M. P. Bernstein, M. P. Martin, S. A. Sandford, *Astrophys. J.* **660**, 911 (2007).
41. Where given, the errors are half the difference (standard error of the mean) between the compositions of two residues prepared from two separate aliquots of each specimen. Typically, the differences in elemental ratios and isotopic compositions are larger than the intrinsic measurement precisions. Where only one measurement was made, the uncertainties of the other samples are a guide to the likely uncertainties.

Acknowledgments: Funding for this study was provided by the Natural Sciences and Engineering Research Council of Canada, Alberta Innovates, NASA (Astrobiology, including Carnegie Institution Astrobiology and the Goddard Center for Astrobiology; Origins of Solar Systems; Cosmochemistry and Postdoctoral Programs), the U.S. Office of Naval Research, the CIW, Grant MacEwan University, and the Carnegie Institution of Canada. The Canadian Institute for Advanced Research is thanked for hosting workshops that facilitated work on the MCAs. J. Kirby assisted with MCA analysis. R. Bowden carried out bulk IOM analyses. XANES data were acquired on the Scanning Transmission X-ray Microscope at beamline 5.3.2.2 of the Advanced Light Source, which is supported by the Director of the Office of Science, U.S. Department of Energy, under contract no. DE-AC02-05CH11231, and by a W.M. Keck Foundation grant to the CIW. Three anonymous reviewers are thanked for constructive comments that improved the manuscript.

Supporting Online Material

www.sciencemag.org/cgi/content/full/332/6035/1304/DC1

Materials and Methods

Figs. S1 to S5

Tables S1 to S4

References (42–50)

25 January 2011; accepted 6 May 2011

10.1126/science.1203290

References and Notes

1. E. R. D. Scott, A. N. Krot, in *Treatise on Geochemistry*, H. D. Holland, K. K. Turekian, Eds. (Elsevier Pergamon, Oxford, 2007), vol. 1, pp. 1–72.
2. I. Gilmour, in *Treatise on Geochemistry*, H. D. Holland, K. K. Turekian, Eds. (Elsevier Pergamon, Oxford, 2003), vol. 1, pp. 269–290.
3. O. Botta, J. L. Bada, *Surv. Geophys.* **23**, 411 (2002).
4. J. R. Cronin, S. Pizzarello, D. P. Cruikshank, in *Meteorites and the Early Solar System*, J. F. Kerridge, M. S. Matthews, Eds. (Univ. of Arizona Press, Tucson, AZ, 1988), pp. 819–857.
5. H. Busemann et al., *Science* **312**, 727 (2006).
6. S. A. Sandford et al., *Science* **314**, 1720 (2006).
7. J. Duprat et al., *Science* **328**, 742 (2010).
8. C. M. O. D. Alexander, M. Fogel, H. Yabuta, G. D. Cody, *Geochim. Cosmochim. Acta* **71**, 4380 (2007).
9. C. F. Chyba, P. J. Thomas, L. Brookshaw, C. Sagan, *Science* **249**, 366 (1990).
10. Y. Huang, M. R. Alexandre, Y. Wang, *Earth Planet. Sci. Lett.* **259**, 517 (2007).
11. Y. Oba, H. Naraoka, *Meteorit. Planet. Sci.* **41**, 1175 (2006).
12. L. Remusat, S. Derenne, F. Robert, H. Knicker, *Geochim. Cosmochim. Acta* **69**, 3919 (2005).

Activation of Visual Pigments by Light and Heat

Dong-Gen Luo,^{1,3*} Wendy W. S. Yue,^{1,3,4} Petri Ala-Laurila,^{5,6} King-Wai Yau^{1,2,3*}

Vision begins with photoisomerization of visual pigments. Thermal energy can complement photon energy to drive photoisomerization, but it also triggers spontaneous pigment activation as noise that interferes with light detection. For half a century, the mechanism underlying this dark noise has remained controversial. We report here a quantitative relation between a pigment's photoactivation energy and its peak-absorption wavelength, λ_{max} . Using this relation and assuming that pigment activations by light and heat go through the same ground-state isomerization energy barrier, we can predict the relative noise of diverse pigments with multi-vibrational-mode thermal statistics. The agreement between predictions and our measurements strongly suggests that pigment noise arises from canonical isomerization. The predicted high noise for pigments with λ_{max} in the infrared presumably explains why they apparently do not exist in nature.

Our visual system has an extremely high sensitivity to light under dark-adapted conditions (1). This feat requires a photo-

transduction mechanism with high amplification (2) and a thermally quiet visual pigment for minimizing noise. Thermal energy is a double-edged